




Anwesenheits- und Abwesenheitsquote des Kammerpersonals
(Regionalgesetz Nr. 4 vom 17.05.2011 - Art. 7-quinquies)

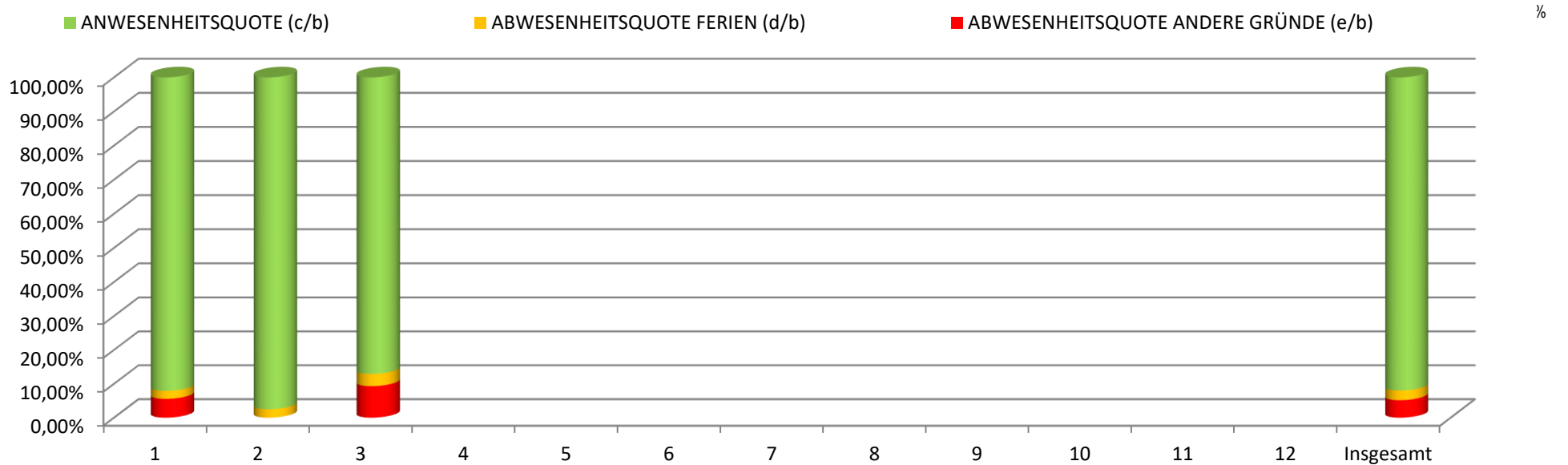
| Beschreibung | Monat | | | | | | | | | | | | Insgesamt |
|--|---------------|---------------|---------------|---|---|---|---|---|---|----|----|----|---------------|
| | 1 | 2 | 3 | 4 | 5 | 6 | 7 | 8 | 9 | 10 | 11 | 12 | |
| a) Bedienstete | 13,00 | 13,00 | 13,00 | | | | | | | | | | 39,00 |
| b) Arbeitstage | 252,00 | 252,00 | 290,00 | | | | | | | | | | 794,00 |
| c) Präsenztage | 200,00 | 199,08 | 235,07 | | | | | | | | | | 634,15 |
| d) Ferien | 22,00 | 11,92 | 18,93 | | | | | | | | | | 52,85 |
| e) Andere Abwesenheitsgründe | 30,00 | 41,00 | 36,00 | | | | | | | | | | 107,00 |
| ABWESENHEITSQUOTE ANDERE GRÜNDE (e/b) | 11,90% | 16,27% | 12,41% | | | | | | | | | | 13,48% |
| ABWESENHEITSQUOTE FERIEEN (d/b) | 8,73% | 4,73% | 6,53% | | | | | | | | | | 6,66% |
| ANWESENHEITSQUOTE (c/b) | 79,37% | 79,00% | 81,06% | | | | | | | | | | 79,86% |





Anwesenheits- und Abwesenheitsquote des Kammerpersonals
(Regionalgesetz Nr. 4 vom 17.05.2011 - Art. 7-quinquies)

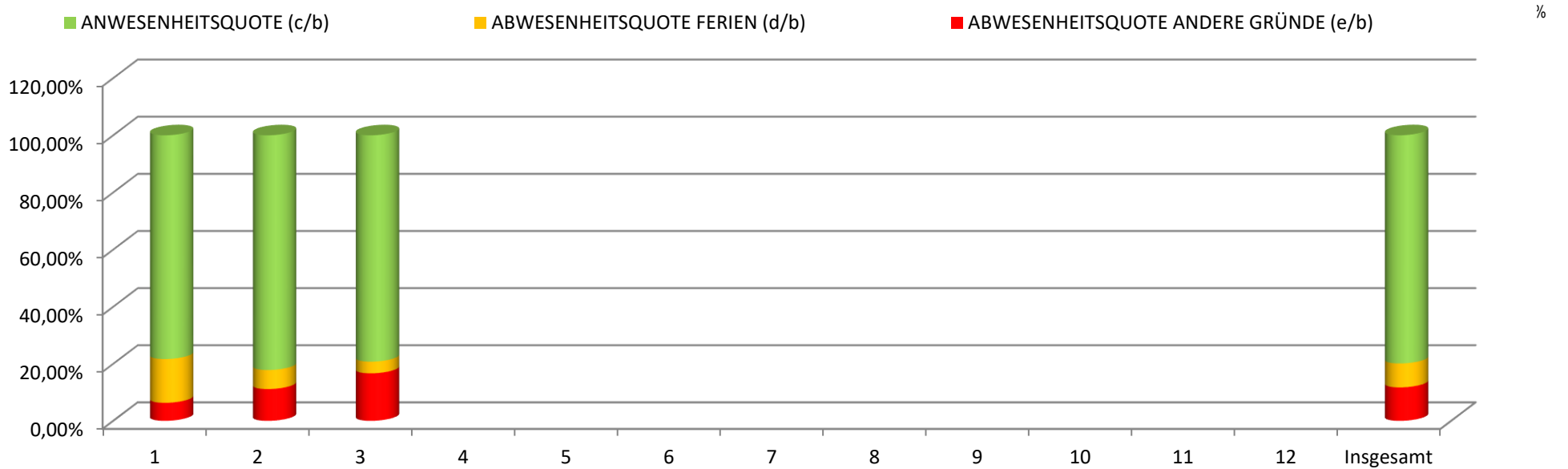
| Beschreibung | Monat | | | | | | | | | | | | Insgesamt |
|--|---------------|---------------|---------------|---|---|---|---|---|---|----|----|----|---------------|
| | 1 | 2 | 3 | 4 | 5 | 6 | 7 | 8 | 9 | 10 | 11 | 12 | |
| a) Bedienstete | 6,00 | 6,00 | 6,00 | | | | | | | | | | 18,00 |
| b) Arbeitstage | 120,00 | 120,00 | 138,00 | | | | | | | | | | 378,00 |
| c) Präsenztage | 110,50 | 117,00 | 120,17 | | | | | | | | | | 347,67 |
| d) Ferien | 2,83 | 3,00 | 5,00 | | | | | | | | | | 10,83 |
| e) Andere Abwesenheitsgründe | 6,67 | 0,00 | 12,83 | | | | | | | | | | 19,50 |
| ABWESENHEITSQUOTE ANDERE GRÜNDE (e/b) | 5,56% | 0,00% | 9,30% | | | | | | | | | | 5,16% |
| ABWESENHEITSQUOTE FERIEEN (d/b) | 2,36% | 2,50% | 3,62% | | | | | | | | | | 2,87% |
| ANWESENHEITSQUOTE (c/b) | 92,08% | 97,50% | 87,08% | | | | | | | | | | 91,97% |





Anwesenheits- und Abwesenheitsquote des Kammerpersonals
(Regionalgesetz Nr. 4 vom 17.05.2011 - Art. 7-quinquies)

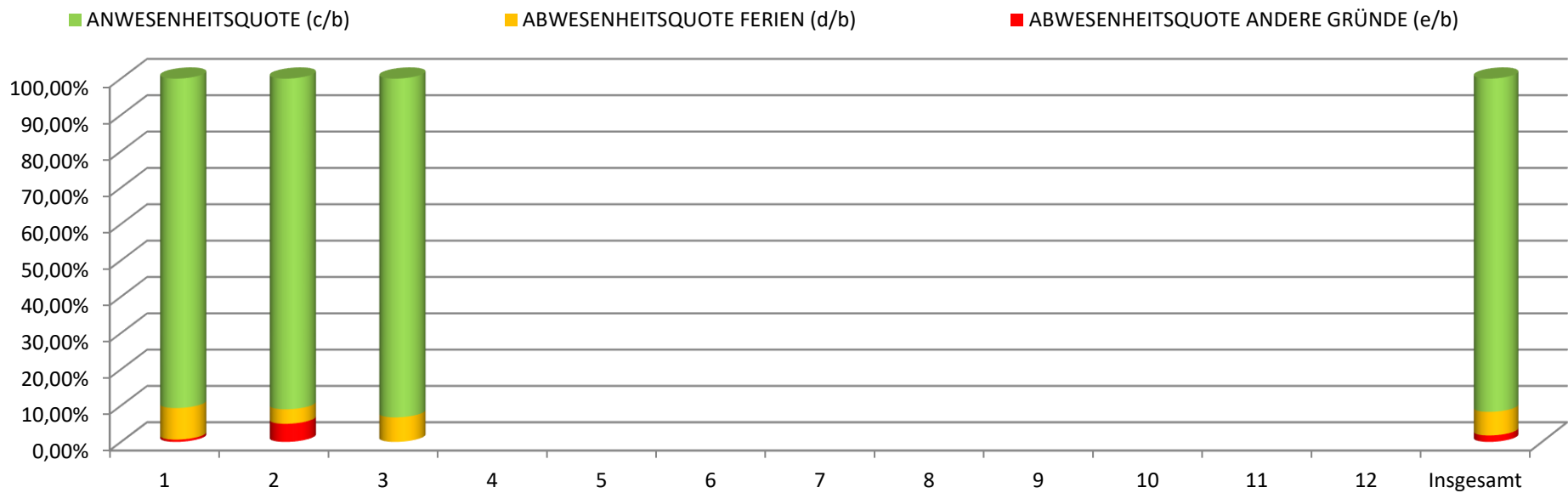
| Beschreibung | Monat | | | | | | | | | | | | Insgesamt |
|--|---------------|---------------|---------------|---|---|---|---|---|---|----|----|----|---------------|
| | 1 | 2 | 3 | 4 | 5 | 6 | 7 | 8 | 9 | 10 | 11 | 12 | |
| a) Bedienstete | 20,00 | 20,00 | 21,00 | | | | | | | | | | 61,00 |
| b) Arbeitstage | 380,00 | 380,00 | 461,00 | | | | | | | | | | 1.221,00 |
| c) Präsenztage | 297,67 | 312,27 | 365,29 | | | | | | | | | | 975,23 |
| d) Ferien | 58,33 | 25,40 | 18,89 | | | | | | | | | | 102,62 |
| e) Andere Abwesenheitsgründe | 24,00 | 42,33 | 76,82 | | | | | | | | | | 143,15 |
| ABWESENHEITSQUOTE ANDERE GRÜNDE (e/b) | 6,32% | 11,14% | 16,66% | | | | | | | | | | 11,72% |
| ABWESENHEITSQUOTE FERIEEN (d/b) | 15,35% | 6,68% | 4,10% | | | | | | | | | | 8,40% |
| ANWESENHEITSQUOTE (c/b) | 78,33% | 82,18% | 79,24% | | | | | | | | | | 79,88% |





Anwesenheits- und Abwesenheitsquote des Kammerpersonals
(Regionalgesetz Nr. 4 vom 17.05.2011 - Art. 7-quinquies)

| Beschreibung | Monat | | | | | | | | | | | | Insgesamt |
|--|---------------|---------------|---------------|---|---|---|---|---|---|----|----|----|---------------|
| | 1 | 2 | 3 | 4 | 5 | 6 | 7 | 8 | 9 | 10 | 11 | 12 | |
| a) Bedienstete | 8,00 | 8,00 | 8,00 | | | | | | | | | | 24,00 |
| b) Arbeitstage | 156,00 | 156,00 | 180,00 | | | | | | | | | | 492,00 |
| c) Präsenztage | 141,43 | 141,96 | 167,82 | | | | | | | | | | 451,21 |
| d) Ferien | 13,57 | 6,25 | 12,18 | | | | | | | | | | 32,00 |
| e) Andere Abwesenheitsgründe | 1,00 | 7,79 | 0,00 | | | | | | | | | | 8,79 |
| ABWESENHEITSQUOTE ANDERE GRÜNDE (e/b) | 0,64% | 4,99% | 0,00% | | | | | | | | | | 1,79% |
| ABWESENHEITSQUOTE FERIEN (d/b) | 8,70% | 4,01% | 6,77% | | | | | | | | | | 6,50% |
| ANWESENHEITSQUOTE (c/b) | 90,66% | 91,00% | 93,23% | | | | | | | | | | 91,71% |





Anwesenheits- und Abwesenheitsquote des Kammerpersonals
(Regionalgesetz Nr. 4 vom 17.05.2011 - Art. 7-quinquies)

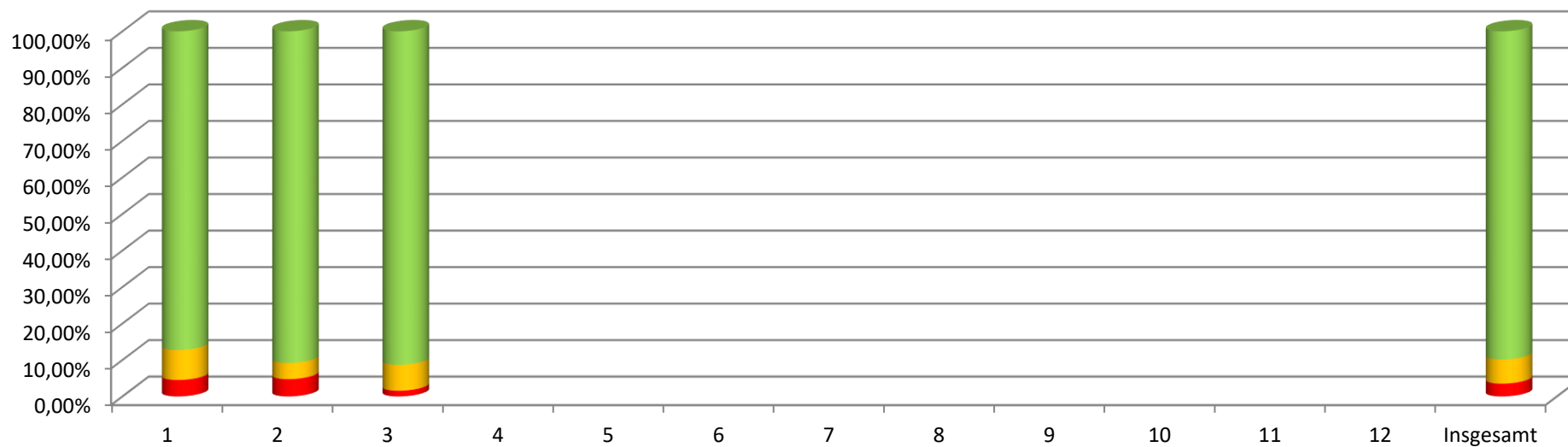
| Beschreibung | Monat | | | | | | | | | | | | Insgesamt |
|--|---------------|---------------|---------------|---|---|---|---|---|---|----|----|----|---------------|
| | 1 | 2 | 3 | 4 | 5 | 6 | 7 | 8 | 9 | 10 | 11 | 12 | |
| a) Bedienstete | 47,00 | 46,00 | 46,00 | | | | | | | | | | 139,00 |
| b) Arbeitstage | 920,00 | 916,00 | 1.053,00 | | | | | | | | | | 2.889,00 |
| c) Präsenztage | 802,73 | 831,81 | 961,75 | | | | | | | | | | 2.596,29 |
| d) Ferien | 75,77 | 40,77 | 74,75 | | | | | | | | | | 191,29 |
| e) Andere Abwesenheitsgründe | 41,50 | 43,42 | 16,50 | | | | | | | | | | 101,42 |
| ABWESENHEITSQUOTE ANDERE GRÜNDE (e/b) | 4,51% | 4,74% | 1,57% | | | | | | | | | | 3,51% |
| ABWESENHEITSQUOTE FERIE (d/b) | 8,24% | 4,45% | 7,10% | | | | | | | | | | 6,62% |
| ANWESENHEITSQUOTE (c/b) | 87,25% | 90,81% | 91,33% | | | | | | | | | | 89,87% |

■ ANWESENHEITSQUOTE (c/b)

■ ABWESENHEITSQUOTE FERIE (d/b)

■ ABWESENHEITSQUOTE ANDERE GRÜNDE (e/b)

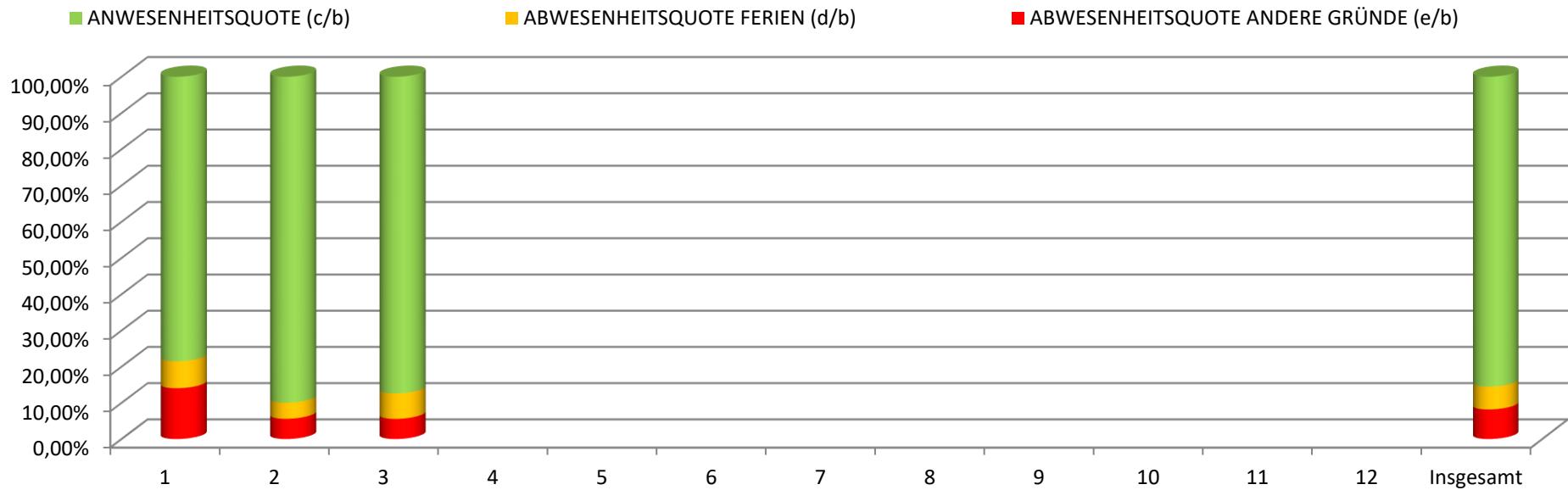
%





Anwesenheits- und Abwesenheitsquote des Kammerpersonals
(Regionalgesetz Nr. 4 vom 17.05.2011 - Art. 7-quinquies)

| Beschreibung | Monat | | | | | | | | | | | | Insgesamt |
|--|---------------|---------------|---------------|---|---|---|---|---|---|----|----|----|---------------|
| | 1 | 2 | 3 | 4 | 5 | 6 | 7 | 8 | 9 | 10 | 11 | 12 | |
| a) Bedienstete | 39,00 | 41,00 | 41,00 | | | | | | | | | | 121,00 |
| b) Arbeitstage | 744,00 | 784,00 | 903,00 | | | | | | | | | | 2.431,00 |
| c) Präsenztage | 584,11 | 705,24 | 789,11 | | | | | | | | | | 2.078,46 |
| d) Ferien | 55,40 | 34,86 | 63,56 | | | | | | | | | | 153,82 |
| e) Andere Abwesenheitsgründe | 104,49 | 43,90 | 50,33 | | | | | | | | | | 198,72 |
| ABWESENHEITSQUOTE ANDERE GRÜNDE (e/b) | 14,04% | 5,60% | 5,57% | | | | | | | | | | 8,17% |
| ABWESENHEITSQUOTE FERIEEN (d/b) | 7,45% | 4,45% | 7,04% | | | | | | | | | | 6,33% |
| ANWESENHEITSQUOTE (c/b) | 78,51% | 89,95% | 87,39% | | | | | | | | | | 85,50% |





Anwesenheits- und Abwesenheitsquote des Kammerpersonals
(Regionalgesetz Nr. 4 vom 17.05.2011 - Art. 7-quinquies)

| Beschreibung | Monat | | | | | | | | | | | | Insgesamt |
|--|---------------|---------------|---------------|---|---|---|---|---|---|----|----|----|---------------|
| | 1 | 2 | 3 | 4 | 5 | 6 | 7 | 8 | 9 | 10 | 11 | 12 | |
| a) Bedienstete | 133,00 | 134,00 | 135,00 | | | | | | | | | | 402,00 |
| b) Arbeitstage | 2.572,00 | 2.608,00 | 3.025,00 | | | | | | | | | | 8.205,00 |
| c) Präsenztage | 2.136,44 | 2.307,36 | 2.639,21 | | | | | | | | | | 7.083,01 |
| d) Ferien | 227,90 | 122,20 | 193,31 | | | | | | | | | | 543,41 |
| e) Andere Abwesenheitsgründe | 207,66 | 178,44 | 192,48 | | | | | | | | | | 578,58 |
| ABWESENHEITSQUOTE ANDERE GRÜNDE (e/b) | 8,08% | 6,84% | 6,36% | | | | | | | | | | 7,05% |
| ABWESENHEITSQUOTE FERIE (d/b) | 8,86% | 4,69% | 6,39% | | | | | | | | | | 6,62% |
| ANWESENHEITSQUOTE (c/b) | 83,07% | 88,47% | 87,25% | | | | | | | | | | 86,33% |

